

Features :

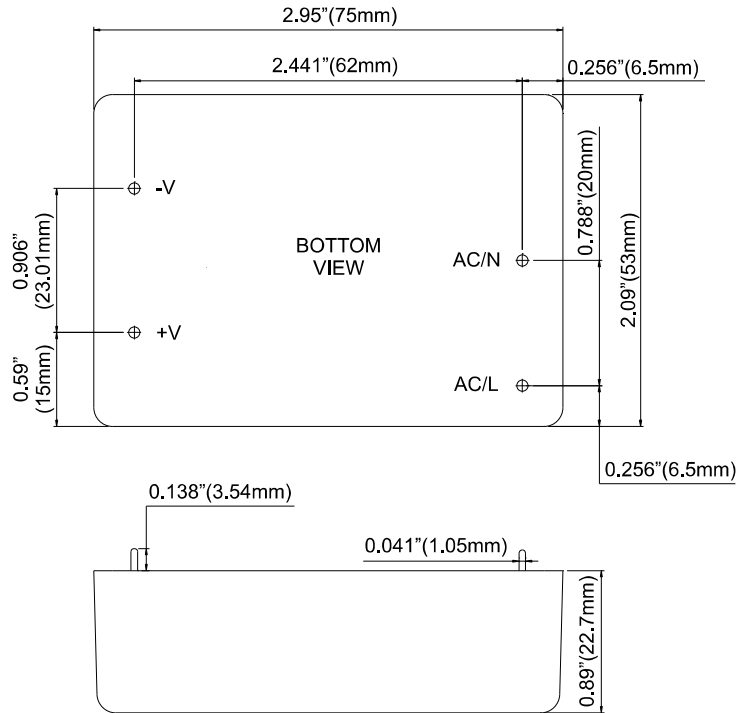
- Green design, No-load power consumption < 0.3W
- Universal AC input / Full range
- Protections: Short circuit / Over load / Over voltage / Brown-out (Low AC Input voltage)
- Medical safety approved
- Fully isolated plastic case
- Isolation class II
- All using 105°C long life electrolytic capacitors
- High operation temperature up to 70°C
- 100% full load burn-in test
- Withstand 2G vibration test
- Cooling by free air convection
- 3 years warranty



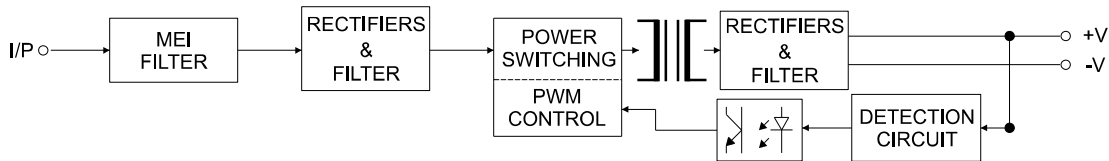
MODEL		ME-15-05	ME-15-12	ME-15-15	ME-15-24
OUTPUT	DC Voltage Range	5V	12V	15V	24V
	Rated Current	3A	1.25A	1.0A	0.63A
	Current Range	0 ~ 3A	0 ~ 1.25A	0 ~ 1.0A	0 ~ 0.63A
	Rated Power	15W	15W	15W	15.12W
	Ripple & Noise (max.)	80 mv	150 mv	150 mv	240 mv
	Voltage Tolerance	+5 / -3%			
	Line Regulation	Note.8 ±1%	±0.5%	±0.5%	±0.5%
	Load Regulation	Note.8 ±1%	±0.5%	±0.5%	±0.5%
	Setup, Rise Time	100ms, 25ms/230VAC 100ms, 25ms/115VAC at full load			
Hold Up Time	100ms / 230VAC 25ms / 115VAC at full load				
INPUT	Voltage Range	85V ~ 264VAC 125 ~ 373VDC			
	Frequency Range	47Hz ~ 63Hz			
	Efficiency (Typ.) at 230Vac	79%	82%	84%	85%
	AC Current (Typ.)	0.35 A / 115VAC 0.2A / 230VAC			
Inrush Current (Typ.)	Cold Start 30A / 115VAC 50A / 230VAC				
Protection	Over Load	Above 110% rated output power Protection type : Hiccup mode, recovers automatically after fault condition is removed			
	Over Voltage	115% ~ 145% rated output voltage Protection type : latch-off mode			
Environment	Working Temp.	-20°C ~ 70°C (Refer to output load de-rating curve)			
	Working Humidity	20 ~ 90% RH non-condensing			
	Storage Temp., Humidity	-40 ~ +85°C, 10 ~ 95% R.H			
	Temp.Coefficient	±0.03%/°C (0 ~ 50°C)			
Vibration	10 ~ 500Hz, 2G 10min/1cycle, period for 60 min each along X,Y,Z axes				
Safety & EMC	Safety Standards	UL60601-1 / TUV EN60601-1 / IEC60601-1 Approved			
	Withstand Voltage	I/P - O/P: 4KVAC			
	Isolation Resistance	I/P - O/P : 100M Ohms / 500VDC			
	EMI Conduction & Radiation	EN55011: 2007+A2: 2007 Class B			
	Harmonic Current	EN61000-3-2: 2006 Class A, EN61000-3-3: 1995+A1: 2001+A2: 2005			
	EMS Immunity	EN60601-1-2: 2001+A1: 2006, IEC61000-4-2,3,4,5,6,8,11 light industry level, criteria A			
Others	MTBF	206.3K HRS Compliance: MIL-HDBK-217F			
	Dimension (L*W*H)(mm)	75x53x22.7			
	Packing	0.14kg ; 120Pcs/16.8kg			
Note	1. All parameters NOT specially mentioned are measured at 230VAC input, rated load and 25°C of ambient temperature. 2. Ripple & noise are measured at 20MHz of bandwidth by using a 12" twisted pair-wire terminated with a 0.1uf & 47 uf parallel capacitor. 3. Tolerance: includes set up tolerance, line regulation and load regulation. 4. Line regulation is measured from low line to high line at rated load. 5. Load regulation is measured from 10% to 100% rated load. 6. The power supply is considered a component which will be installed into a final equipment. The final equipment must be re-confirmed that it still meets EMC directives. 7. Length of set up time is measured at cold first start. Turning ON/OFF the power supply very quickly may lead to increase of the set up time 8. The line regulation and load regulation is calculated based on output voltage.				

Mechanical Specification

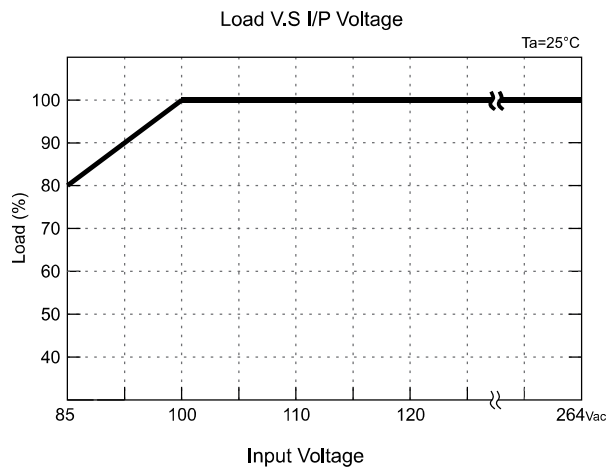
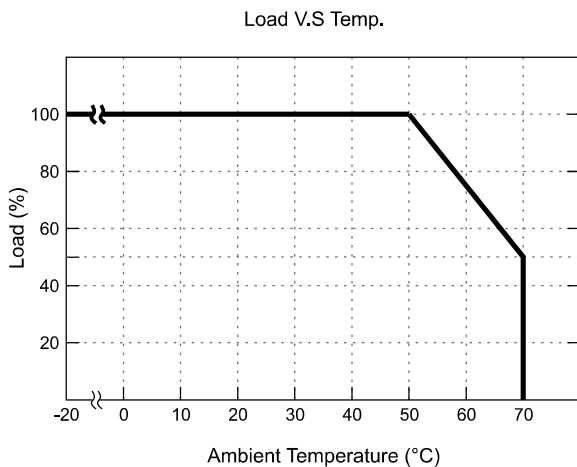
Unit: inch(mm)



Block Diagram



De-rating Curve



Distributed by: KEPCO, INC. • 131-38 Sanford Ave. • Flushing NY 11355 • Tel: (718) 461-7000 • FAX: (718) 767-1102
 Email: hq@kepcopower.com • www.kepcopower.com