

Features :

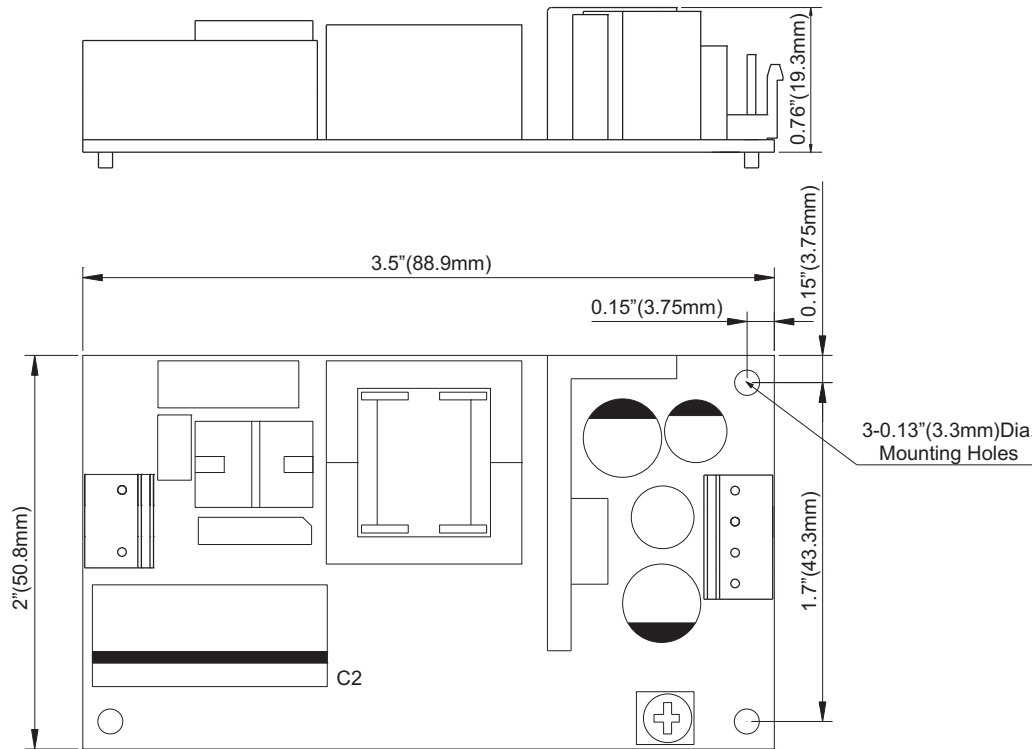
- Green design, No-load power consumption < 0.5W
- Universal AC input / Full range
- Protections: Short circuit / Over load / Over voltage
Brown-out (Low AC Input voltage)
- Medical safety approved
- Isolation class II
- All using 105°C long life electrolytic capacitors
- High operation temperature up to 70°C
- 100% full load burn-in test
- Withstand 2G vibration test
- Cooling by free air convection
- 3 years warranty



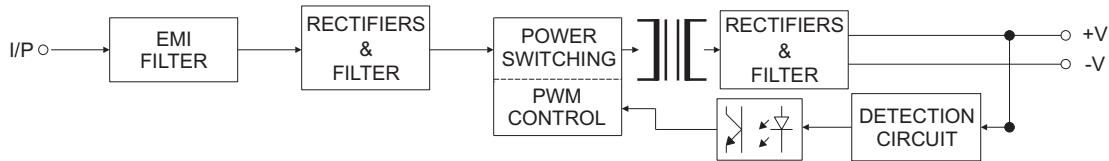
MODEL		MP-20-05	MP-20-12	MP-20-15	MP-20-24
OUTPUT	DC Voltage Range	5V	12V	15V	24V
	Rated Current	4A	1.66A	1.33A	0.84A
	Current Range	0 ~ 4A	0 ~ 1.66A	0 ~ 1.33A	0 ~ 0.84A
	Rated Power	20W	19.92W	19.95W	20.16W
	Ripple & Noise (max.)	80 mv	150 mv	150 mv	240 mv
	Voltage Adjustment Range	±10%			
	Voltage Tolerance	±2%	±1%	±1%	±1%
	Line Regulation	±0.5%	±0.5%	±0.5%	±0.5%
	Load Regulation	±1.0%	±0.5%	±0.5%	±0.5%
	Setup, Rise Time	1000ms, 35ms/230VAC 1000ms, 25ms/115VAC at full load			
Hold Up Time	60ms / 230VAC 18ms / 115VAC at full load				
INPUT	Voltage Range	85V ~ 264VAC 125 ~ 373VDC			
	Frequency Range	47Hz ~ 63Hz			
	Efficiency (Typ.) at 230Vac	77%	82%	84%	85%
	AC Current (Typ.)	0.6 A / 115VAC 0.4A / 230VAC			
Protection	Over Load	Above 110% rated output power Protection type : Hiccup mode, recovers automatically after fault condition is removed			
	Over Voltage	115% ~ 150% rated output voltage Protection type : latch-off mode			
Environment	Working Temp.	-20°C ~ 70°C (Refer to output load de-rating curve)			
	Working Humidity	20 ~ 90% RH non-condensing			
	Storage Temp., Humidity	-40 ~ +85°C, 10 ~ 95% R.H			
	Temp.Coefficient	±0.03%/°C (0 ~ 50°C)			
Safety & EMC	Vibration	10 ~ 500Hz, 2G 10min/1cycle, period for 60 min each along X,Y,Z axes			
	Safety Standards	UL60601-1 / TUV EN60601-1 / IEC60601-1 Approved			
	Withstand Voltage	I/P - O/P: 4KVAC			
	Isolation Resistance	I/P - O/P : 100M Ohms / 500VDC			
	EMI Conduction & Radiation	EN55011: 2007+A2: 2007 Class B			
Others	Harmonic Current	EN61000-3-2: 2006 Class A, EN61000-3-3: 1995+A1: 2001+A2: 2005			
	EMS Immunity	EN60601-1-2: 2001+A1: 2006, IEC61000-4-2,3,4,5,6,8,11 light industry level, criteria A			
	MTBF	188.3K HRS Compliance: MIL-HDBK-217F			
Note	Dimension (L*W*H)(mm)	88.9x50.8x19.3			
	Packing	0.076kg ; 96Pcs/9.56kg			
		1. All parameters NOT specially mentioned are measured at 230VAC input, rated load and 25°C of ambient temperature. 2. Ripple & noise are measured at 20MHz of bandwidth by using a 12" twisted pair-wire terminated with a 0.1uf & 47 uf parallel capacitor. 3. Tolerance: includes set up tolerance, line regulation and load regulation. 4. Line regulation is measured from low line to high line at rated load. 5. Load regulation is measured from 0% to 100% rated load. 6. The power supply is considered a component which will be installed into a final equipment. The final equipment must be re-confirmed that it still meets EMC directives. 7. Length of set up time is measured at cold first start. Turning ON/OFF the power supply very quickly may lead to increase of the set up time			

Mechanical Specification

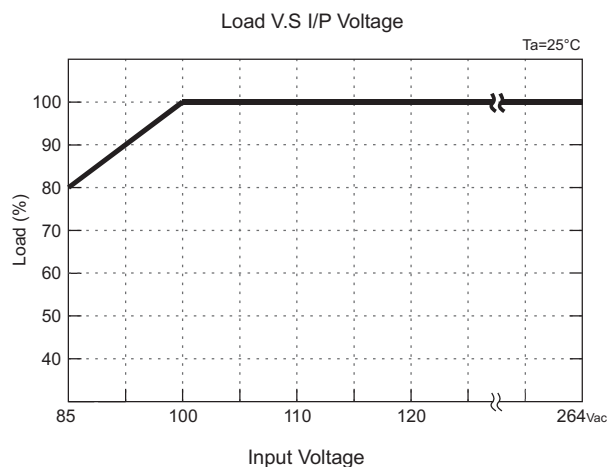
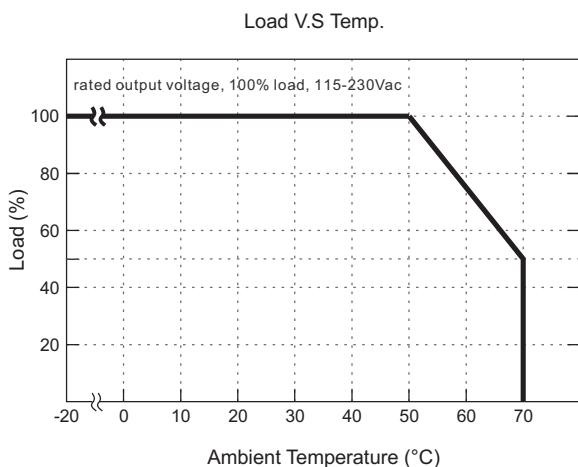
Unit: inch(mm)



Block Diagram



De-rating Curve



Distributed by: KEPCO, INC. • 131-38 Sanford Ave. • Flushing NY 11355 • Tel: (718) 461-7000 • FAX: (718) 767-1102
 Email: hq@kepcopower.com • www.kepcopower.com