


INSTRUCTION SHEET



KEPCO An ISO 9001 Company.

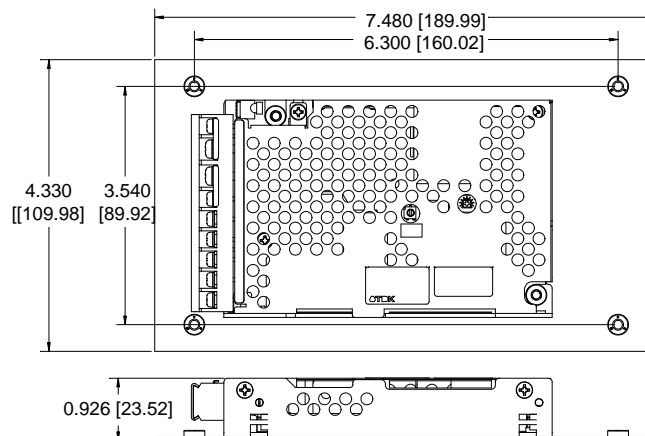
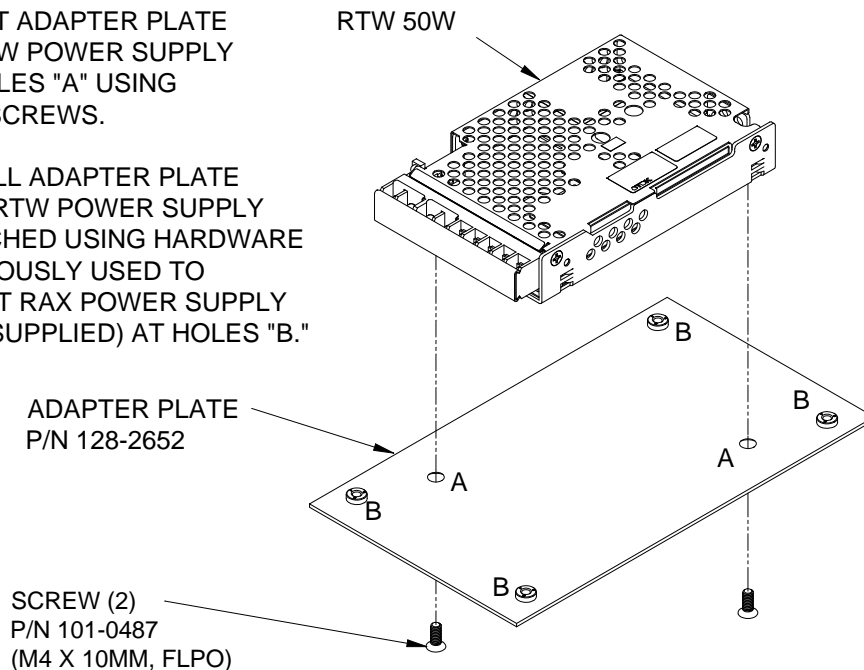
**MA
RAX/RTW
50H**

MOUNTING ADAPTER RAX/RTW 50H

DESCRIPTION. The Model MA RAX/RTW 50H Mounting Adapter includes an adapter plate and mounting screws that allow a 50W RTW power supply to be easily substituted for a horizontally-mounted 50W RAX power supply. Mount the adapter plate to the RTW power supply using the screws provided (see Figure 1), then install the adapter plate in place of the RAX power supply using the screws that previously secured the RAX power supply.

NOTES:

1. MOUNT ADAPTER PLATE TO RTW POWER SUPPLY AT HOLES "A" USING TWO SCREWS.
2. INSTALL ADAPTER PLATE WITH RTW POWER SUPPLY ATTACHED USING HARDWARE PREVIOUSLY USED TO MOUNT RAX POWER SUPPLY (NOT SUPPLIED) AT HOLES "B."



3044810

FIGURE 1. ADAPTER PLATE INSTALLATION

KEPCO, INC. ● 131-38 SANFORD AVENUE ● FLUSHING, NY. 11355 U.S.A. ● TEL (718) 461-7000 ● FAX (718) 767-1102
www.kepcopower.com ● email: hq@kepcopower.com